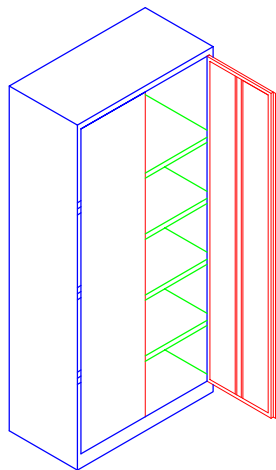
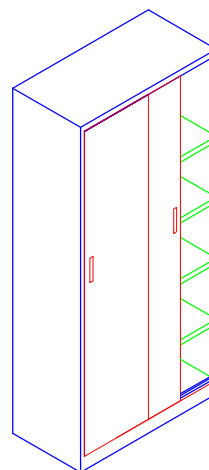


ARMÁRIOS



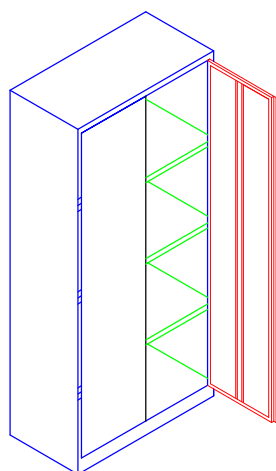
AA-12/13
Porta de abrir



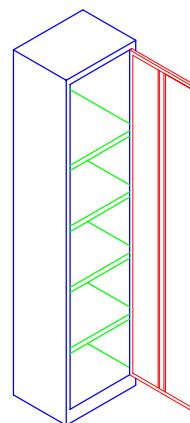
AA-10/11
Porta de correr

MODELO	DIMENSÕES		
	ALT.	LARG.	PROF.
AA-12	1980	900	400
AA-13	1980	1200	500

MODELO	DIMENSÕES		
	ALT.	LARG.	PROF.
AA-10	1980	900	450
AA-11	1980	1200	500



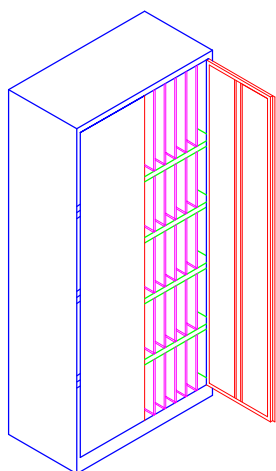
AA-17/18



ARMÁRIO CHEFIA

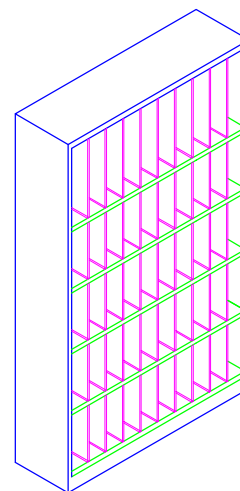
MODELO	DIMENSÕES		
	ALT.	LARG.	PROF.
AA-17	1335	700	450
AA-18	1500	900	450

MODELO	DIMENSÕES			
	CORPO	ALT.	LARG.	PROF.
AA-C16	EXT.	1700	460	350
	INT.	1600	455	320



AA-R14

ARMÁRIO REGISTRADOR			
MODELO	DIMENSÕES		
	ALT.	LARG.	PROF.
AA-R14	2000	1200	350
AA-R15	2000	1200	350



AA-R15



Exponencial

Estantes e móveis de aço Ltda

Site: www.exponencial.com.br

e-mail: armazenagem@exponencial.com.br

fone/fax: (11) 2028-1200